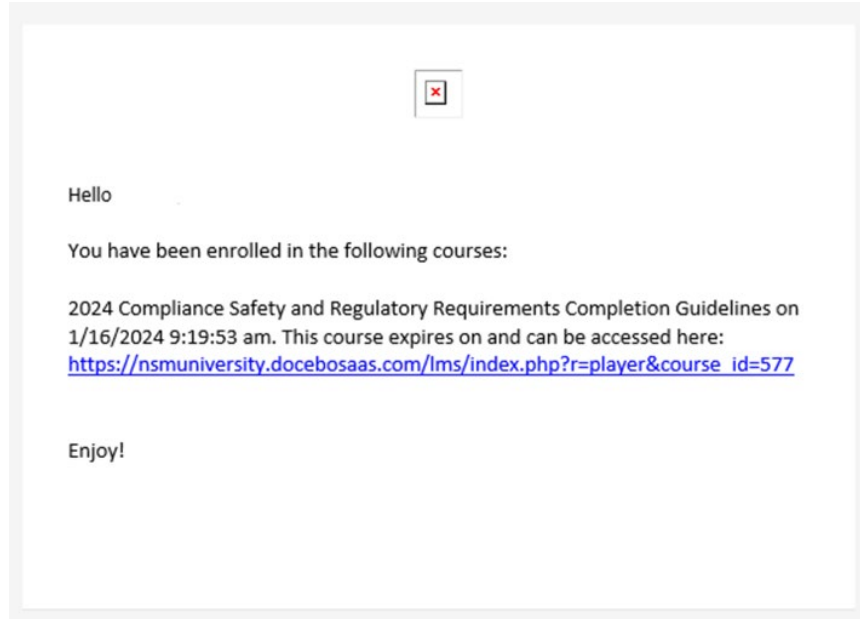


## How to Complete the 2025 NSM Annual Compliance Training

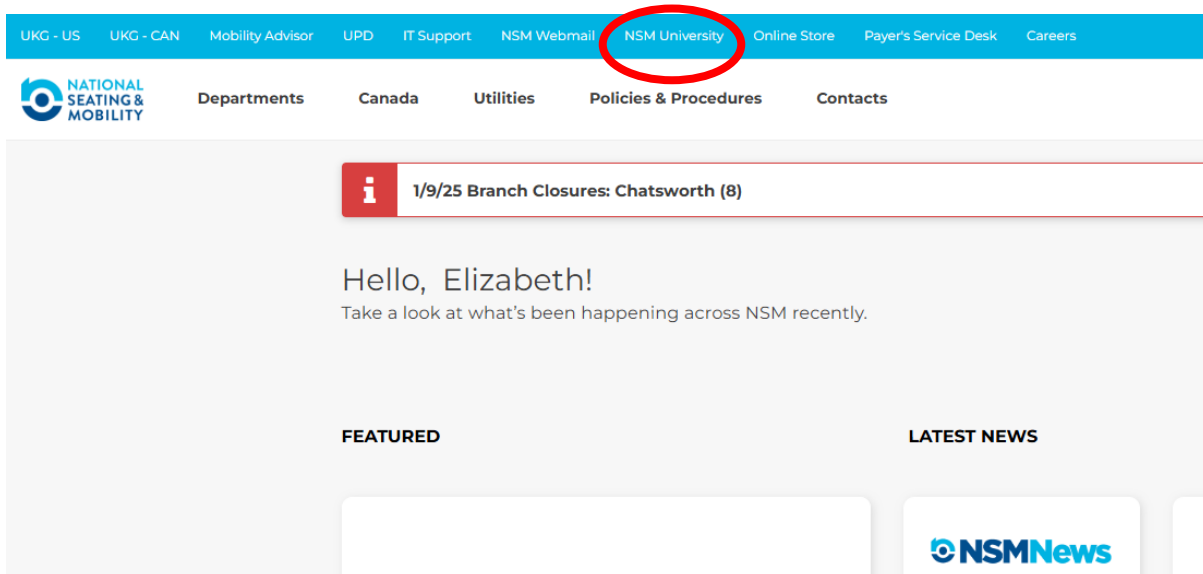
### Step 1

An email from NSM University, <[donotreply@nsm-seating.com](mailto:donotreply@nsm-seating.com)>, has been sent to you to kick start this journey. (The below image is from 2024 but this year's invite will look similar)



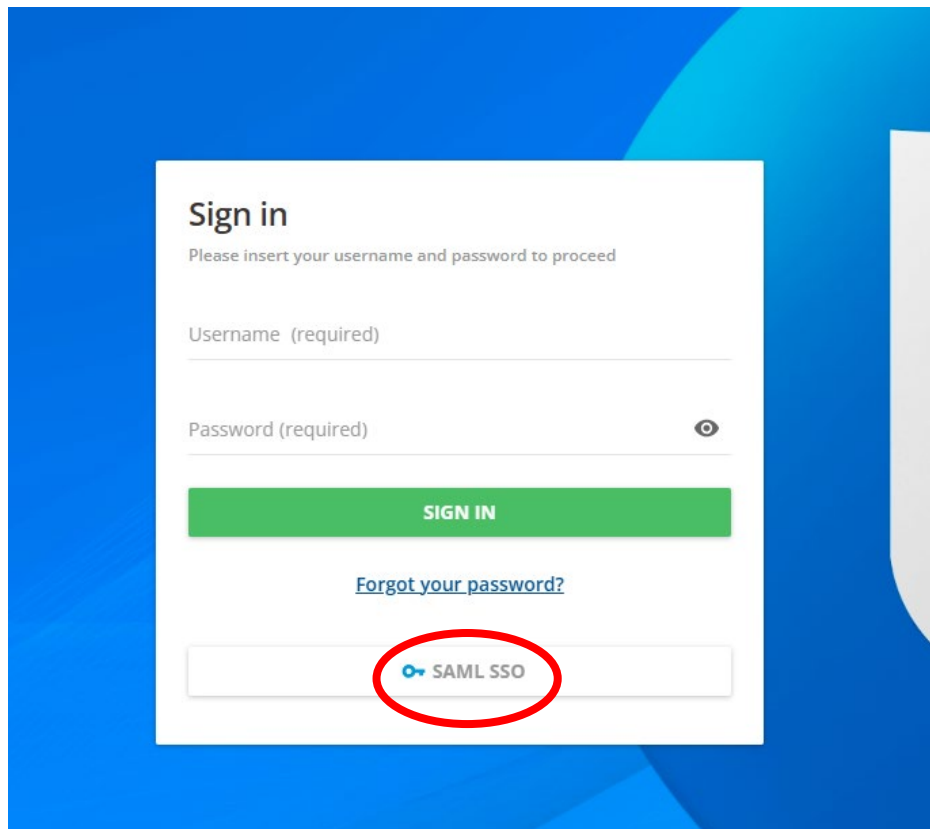
### Step 2

To access the compliance training, click the NSM University link at the top of the WNSM homepage.



### Step 3

Next, click the “SAML SSO” box to enter NSM University and complete the list of requirements listed above to complete your 2025 compliance training.



The image shows a 'Sign in' form on a blue background. The form is white and contains the following elements:

- Sign in** (Section Header)
- Please insert your username and password to proceed (Instructional text)
- Username (required) (Text input field)
- Password (required) (Text input field with a toggle icon)
- SIGN IN** (Green button)
- [Forgot your password?](#) (Link)
- SAML SSO** (Button with a key icon, circled in red)